



















26 200m Butterfly Men Final

Official

Rank	Competitor	Age	Club	RT	PTS	Result
1	 Ariel Muchirahondo	17		0.71		1:59.33 Entry: 2:03.35 -4.02
	50m: 26.59 100m: 56.36 (29.77) 150m: 1:27.46 (31.10) 200m: 1:59.33 (31.87)					
2	 Daniel Kregting	18		0.62		2:02.29 Entry: 2:03.52 -1.23
	50m: 26.70 100m: 57.32 (30.62) 150m: 1:29.04 (31.72) 200m: 2:02.29 (33.25)					
3	 Harvey Larke (V)	20		0.69		2:03.06 Entry: 2:05.07 -2.01
	50m: 26.94 100m: 57.56 (30.62) 150m: 1:29.18 (31.62) 200m: 2:03.06 (33.88)					
4	 Neo Salomonsson	17		0.77		2:06.53 Entry: 2:11.79 -5.26
	50m: 26.60 100m: 58.37 (31.77) 150m: 1:31.63 (33.26) 200m: 2:06.53 (34.90)					
5	 Declan Broadfoot	16		0.69		2:08.34 Entry: 2:12.47 -4.13
	50m: 28.58 100m: 1:01.00 (32.42) 150m: 1:34.45 (33.45) 200m: 2:08.34 (33.89)					
6	 William Campbell	30		0.72		2:09.92 Entry: 2:08.23 +1.69
	50m: 27.40 100m: 59.28 (31.88) 150m: 1:32.76 (33.48) 200m: 2:09.92 (37.16)					
7	 Lochlainn O'Connor	25		0.70		2:09.99 Entry: 2:12.51 -2.52
	50m: 27.47 100m: 59.99 (32.52) 150m: 1:34.32 (34.33) 200m: 2:09.99 (35.67)					
8	 Jack Love	19		0.74		2:15.02 Entry: 2:11.22 +3.80
	50m: 28.81 100m: 1:01.95 (33.14) 150m: 1:37.50 (35.55) 200m: 2:15.02 (37.52)					
9	 Alexander Copocean	17		0.65		2:11.04 Entry: 2:15.40 -4.36
	50m: 29.90 100m: 1:03.99 (34.09) 150m: 1:37.78 (33.79) 200m: 2:11.04 (33.26)					
10	 Eric Yuan	18		0.63		2:12.77 Entry: 2:15.72 -2.95
	50m: 28.56 100m: 1:01.54 (32.98) 150m: 1:35.67 (34.13) 200m: 2:12.77 (37.10)					

11	 Flynn Grace	18		0.75	2:13.10 Entry: 2:13.59 -0.49
	50m: 29.28 100m: 1:02.13 (32.85) 150m: 1:37.15 (35.02) 200m: 2:13.10 (35.95)				
12	 Josiah Joyce	17		0.63	2:15.42 Entry: 2:18.19 -2.77
	50m: 29.75 100m: 1:03.02 (33.27) 150m: 1:37.80 (34.78) 200m: 2:15.42 (37.62)				
13	 Nemanja Markovic	17		0.67	2:15.59 Entry: 2:14.84 +0.75
	50m: 28.16 100m: 1:01.44 (33.28) 150m: 1:37.63 (36.19) 200m: 2:15.59 (37.96)				
14	 Flyn Beattie	17		0.74	2:18.35 Entry: 2:21.84 -3.49
	50m: 28.85 100m: 1:03.28 (34.43) 150m: 1:40.22 (36.94) 200m: 2:18.35 (38.13)				
15	 Finlay McNabb	18		0.69	2:28.53 Entry: 2:28.06 +0.47
	50m: 32.02 100m: 1:08.89 (36.87) 150m: 1:48.45 (39.56) 200m: 2:28.53 (40.08)				
-	 Sam Li	17			DNS